



Design fan coil unit with centrifugal fan and BLDC motor

## FLAT i 2 - 5 kW



**JONIX**  
pure living



BLDC motor



Supervision  
GARDIA



2 pipes  
systems



4 pipes  
systems



Vertical  
installation



Centrifugal  
fan

### Technology and design in a single solution

The Galletti FLAT i indoor hydronic units are equipped with a permanent magnet (brushless) electric motor, controlled by an inverter, which enables continuous adjustment in the number of fan revolutions.

In addition to the important reduction in electricity consumption compared to AC motors, the use of inverter BLDC technology makes it possible to continually adjust the operation of the unit to the actual thermo-hygrometric load of the interior, with a clear benefit in terms of comfort and reducing noise.

Its use is particularly effective in the frequent cases of operation under partial load conditions, the situation that occurs most frequently, when the adjustment logic allows greatly reduced motor rotation speeds with exceptional reductions in electricity consumption and noise emissions.

The operation of the unit with brushless motor is managed by EVO, MYCOMFORT LARGE or TED microprocessor control panel, using an analogue output (0-10 V) which is connected to the inverter.

### PLUS

- » Inverter-controlled BLDC motor
- » Low energy consumption
- » Modulating operation
- » ABS centrifugal fans
- » Can be integrated into GARDIA
- » Cabinet with a refined design in UV-stabilized ABS
- » Microswitch on exit air flap
- » Reversible water connections
- » Incorporable JONIX sanitizing module



### AVAILABLE VERSIONS



#### FLAT Li

Suspended wall installation, with cabinet, with vertical air flow.

## MAIN COMPONENTS

### Cabinet with a refined design

RAL9010 colour, front panel made of sheet steel. Side panels and an upper grille with covers on either side manufactured from UV-stabilised ABS to maintain the colour intact over time. The upper grille consists of a flap and adjustable louvers. The flap features a microswitch that automatically shuts down the unit when the flap itself is closed.



### Structure

Built from galvanised steel sheet of extra thickness, heat and sound insulated by means of Class 1 self-extinguishing panels.

### Heat exchanger

High efficiency heat exchanger made with copper piping and aluminium fins, provided with brass manifolds and vent valve. The water connections are reversible at the time of installation. On request it is possible to mount an additional heat exchanger for 4-pipe systems.

### Fans

Double suction centrifugal fans, statically and dynamically balanced, manufactured from anti-static ABS, with blades having an airfoil section and offset modules. The fans are housed in a low-noise ABS volute with high-efficiency profile.

### BLDC electric motor

The unit is equipped with an inverter board to control the motor, which can be used separately or installed on the motor itself. This system makes it possible to precisely set the maximum rotation speed of the motor (control signal 0-10 V) even when the maximum rotation speed must be controlled to reduce noise levels.



### Air filter

Honey-comb polypropylene washable air filter, easily removable for maintenance operations.

## ACCESSORIES

### Electronic microprocessor control panels with display

<b>DIST</b>	MY COMFORT controller spacer for wall mounting
<b>EVO-2-TOUCH</b>	2.8" touch screen user interface for EVO control
<b>EVOBOARD</b>	Circuit board for EVO control
<b>EVO DISP</b>	User interface with display for EVO controller
<b>EYNAVEL</b>	Device for Wi-Fi or Bluetooth communication between EVOBOARD and smartphone
<b>KBFLAE</b>	MY COMFORT on-board installation KIT for FLAT
<b>MCLE</b>	Microprocessor control with display MY COMFORT LARGE
<b>MCSUE</b>	Humidity sensor for MY COMFORT (medium e large), EVO
<b>MCSWE</b>	Water sensor for MYCOMFORT and EVO controllers

### Electronic microprocessor control panels

<b>KB F</b>	On-board FLAT/FLAT S installation kit suitable for TED controller
<b>TED 10</b>	Electronic controller for BLDC fan equipped with inverter and ON/OFF valves 230 V
<b>TED SWA</b>	Water temperature sensor for TED controls

### Additional heat exchanger for 4-pipe systems

<b>DF</b>	1-row additional coil for 4 pipes system
-----------	--

### Auxiliary water drip trays, insulating shell, condensate drainage pump

<b>BH</b>	Auxiliary water drip tray for horizontal installation fan coil units
-----------	--

<b>BV</b>	Auxiliary water drip tray for vertical installation fan coil units
<b>GIVKL</b>	Insulating shell for VKS valve, water connections on the left
<b>GIVKR</b>	Insulating shell for VKS valve, water connections on the right

### Base and enclosure elements

<b>ZL</b>	Pair of base and enclosure elements for FLAT L
-----------	--

### Rear covering panels

<b>PH</b>	Rear painted panel for horizontal installation with cabinet
<b>PV</b>	Rear painted panel for vertical installation with cabinet

### Valves

<b>V2VDF+STD</b>	2-way valves, ON/OFF or MODULATING actuator, 230 V or 24 V power supply, hydraulic kit, for main and additional heat exchanger
<b>V2VSTD</b>	2-way valve, ON/OFF or MODULATING actuator, 230 V or 24 V power supply, hydraulic kit, for main heat exchanger
<b>V3VDF</b>	3-way valves, ON/OFF or MODULATING actuator, 230 V or 24 V power supply, hydraulic kit, for additional heat exchanger
<b>V3VSTD</b>	2-way valves, ON/OFF or MODULATING actuator, 230 V or 24 V power supply, hydraulic kit, for main heat exchanger

### Sanitisation system

<b>JONIX inside</b>	Sanitizing module JONIX for on-board installation
---------------------	---

## 2 PIPES - RATED TECHNICAL DATA

FLAT i			20			40			70		
Speed			min	med	max	min	med	max	min	med	max
Control voltage	(E)	V	5,10	6,90	8,80	4,40	6,50	8,30	4,50	6,30	8,90
Total cooling capacity	(1)(E)	kW	1,39	1,74	2,26	1,46	2,00	2,50	2,56	3,34	4,43
Sensible cooling capacity	(1)(E)	kW	1,03	1,30	1,70	1,12	1,55	1,93	2,07	2,73	3,65
FCEER class	(E)		B								
Water flow	(2)	l/h	239	300	389	251	344	430	441	575	763
Water pressure drop	(2)(E)	kPa	6	8	13	4	6	10	4	6	11
Heating capacity	(3)(E)	kW	1,52	1,84	2,39	1,76	2,32	2,89	2,96	3,76	4,96
FCCOP class	(E)		B								
Water flow	(3)	l/h	262	317	412	303	400	498	510	647	854
Water pressure drop	(3)(E)	kPa	6	8	12	3	5	8	4	7	11
Rated air flow		m³/h	216	284	378	283	407	520	482	659	911
Power input	(E)	W	7	11	22	9	15	31	13	21	49
Total sound power level	(4)(E)	dB(A)	38	44	53	33	42	48	43	51	58

(1) Water temperature 7°C / 12°C, air temperature dry bulb 27°C, wet bulb 19°C (47% relative humidity) according to EN1397:2015

(2) Water temperature 7°C / 12°C, air temperature dry bulb 27°C, wet bulb 19°C (47% relative humidity)

(3) Water temperature 45°C / 40°C, air temperature 20°C

(4) Sound power measured according to standards ISO 3741 and ISO 3742

(E) EUROVENT certified data

Power supply 230-1-50 (V-ph-Hz)

## 4 PIPES - RATED TECHNICAL DATA

FLAT i			20			40			70		
Speed			min	med	max	min	med	max	min	med	max
Control voltage	(E)	V	5,10	6,90	8,80	4,40	6,50	8,30	4,50	6,30	8,90
Total cooling capacity	(1)(E)	kW	1,39	1,74	2,26	1,46	2,00	2,50	2,56	3,34	4,43
Sensible cooling capacity	(1)(E)	kW	1,03	1,30	1,70	1,12	1,55	1,93	2,07	2,73	3,65
FCEER class	(E)		C			A			B		
Water flow	(2)	l/h	208	260	324	281	387	472	424	554	713
Water pressure drop	(2)(E)	kPa	5	8	12	3	6	9	4	6	9
Heating capacity	(3)(E)	kW	1,44	1,65	1,96	1,96	2,35	2,74	2,98	3,46	4,16
FCCOP class	(E)		C			B			B		
Water flow	(3)	l/h	124	142	169	169	202	236	257	298	358
Water pressure drop	(3)(E)	kPa	3	4	6	7	10	13	3	3	5
Rated air flow		m³/h	205	270	359	273	393	502	462	631	873
Power input	(E)	W	10	16	31	7	12	24	13	21	49
Total sound power level	(4)(E)	dB(A)	40	45	50	35	43	49	43	51	58

(1) Water temperature 7°C / 12°C, air temperature dry bulb 27°C, wet bulb 19°C (47% relative humidity) according to EN1397:2015

(2) Water temperature 7°C / 12°C, air temperature dry bulb 27°C, wet bulb 19°C (47% relative humidity)

(3) Water temperature 65°C / 55°C, air temperature 20°C

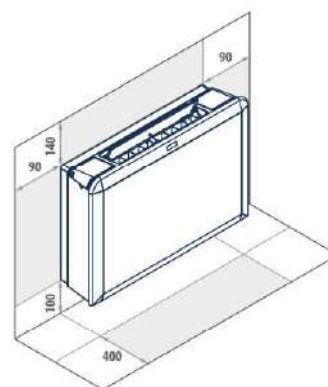
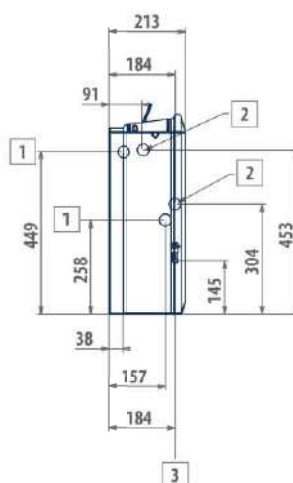
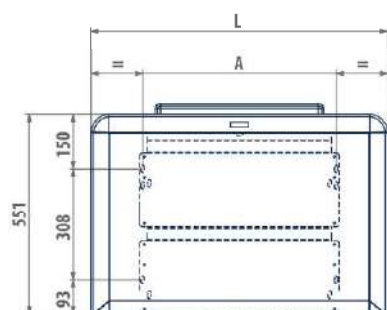
(4) Sound power measured according to standards ISO 3741 and ISO 3742

(E) EUROVENT certified data

Power supply 230-1-50 (V-ph-Hz)

## DIMENSIONAL DRAWINGS

### FLAT Li



#### LEGEND

- |        |  |
|--------|--|
| 1      | Water connections standard heat exchanger $\phi$ 1/2"                  |
| 2      | DF 1-row additional heat exchanger water connections $\phi$ 1/2"       |
| 3      | Condensate discharge diameter for vertical installation $\phi$ 16 mm   |
| $\phi$ | Condensate discharge diameter for horizontal installation $\phi$ 17 mm |

FLAT Li	A mm	L mm	kg
20	534	820	19
40	704	990	23
70	874	1160	28